

The OLG logo is a white, stylized, sans-serif font set against a red rectangular background.

Studio50

Contents

Studio50 and Axis Desking	4
Studio50 Panel-based System	8
Studio50 Panel-based System	10
Studio50 and Agile Sit/Stand Desks	12
Studio50 and Agile Desk System	14
Studio50 - Plantation and Trestle	16
Studio50 - High Density Segregation	20
Cable Management	22
Specification	24
Extrusion Detail	26



“The Best Office Partition System in the World.”

The Studio 50 Partition system was originally designed as a traditional floor standing system with a few unique design features that made it stand head & shoulders above its rivals. Amongst a myriad of benefits, a few stand out: The autolock system was created to facilitate fast install, the core material was sourced for its structural integrity, lightweight strength & ability to be pinned. However, as offices have evolved, so have the requirements of a partition system.

Screen heights have come down to augment the open plan designs that are more in favour & more often than not, the design brief asks for a solution that enables

better airflow at ground level by keeping the base of the screen off the floor. Studio 50 has adapted to meet the needs of the moment, and is now well equipped to perform as a frame mounted system equally as effectively as its traditional use.

So many of the original advantages that were a key to making Studio 50 an instant winner are still in play today – the recyclability of the core components, the easy access to the cable management services, the quality finishing details. All this adds up to make Studio 50 an Australian favourite.



Height-adjustable Brackets
*Captive plate system within
vertical extrusion*

Open Plan Office Spaces

Designed Smart

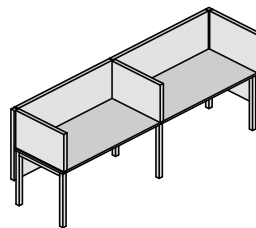
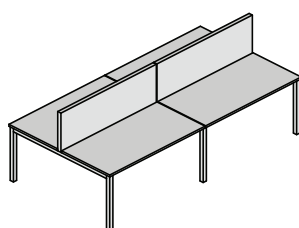
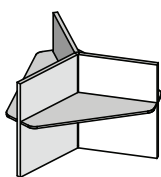
Studio50 can be used to complement any collaborative workspace, with a simple, understated design that seamlessly integrates with other furniture ranges.

Studio50 combined with Axis gives a clean, contemporary look while retaining the ability to control visual height barriers, privacy screening and acoustics.

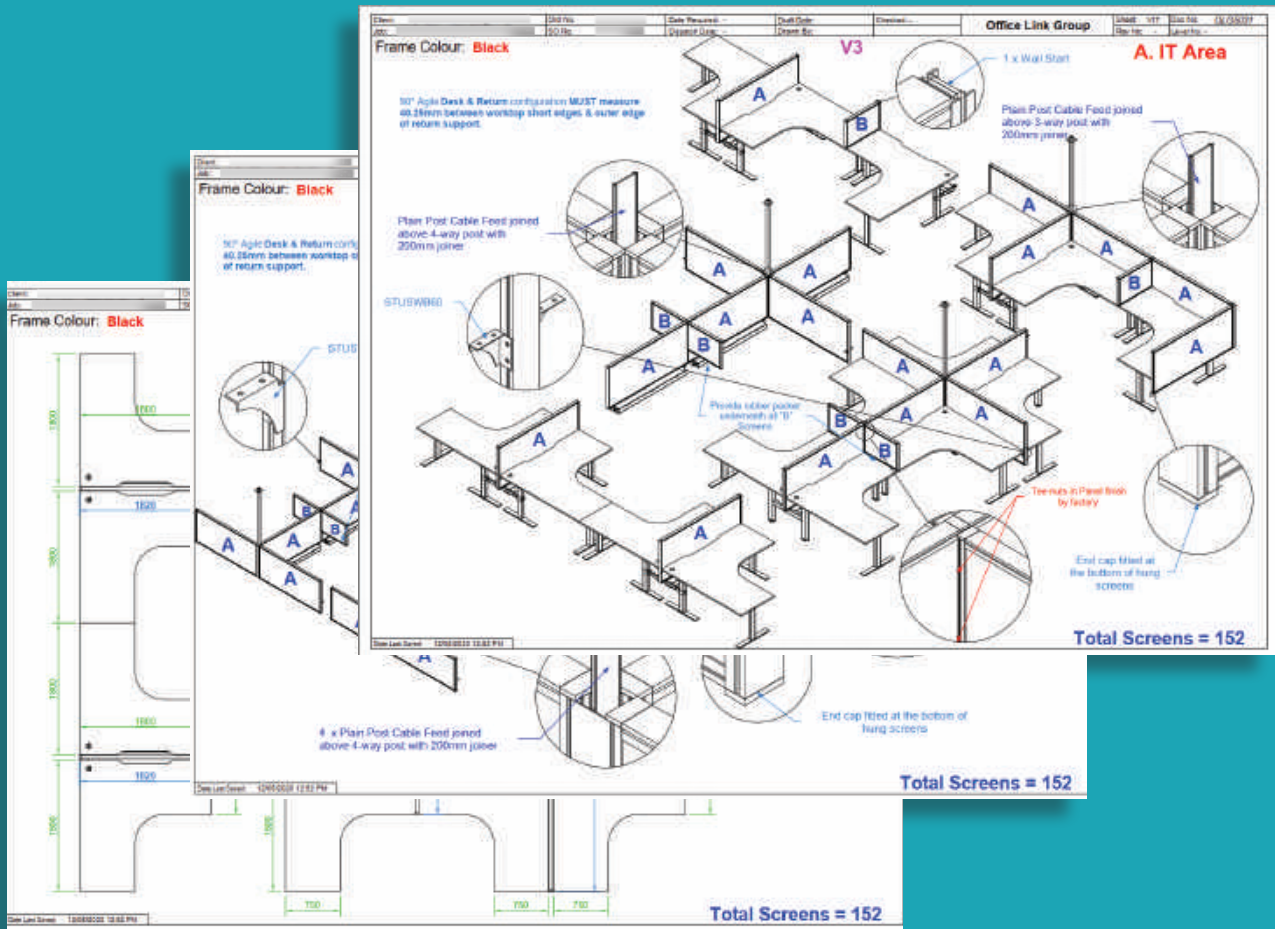


Return divider screens
These can be mounted either mid run or end of run to provide between user privacy or walkway privacy.

Hidden Bracket Systems
Back-to-back frames have hidden screen fixings.



**“A Well-
Designed
Product will
always make
life easier.”**



Every Studio50 project is issued with a full set of production drawings for sign-off, eliminating errors and ensuring your installation conforms to best industry practice.



Free-standing Feet
Mobile and fixed position feet for noticeboards, whiteboards and pinboards.

Glazing Upgrade
Optional glass, acrylic and custom infill panels

Timber Accent Post
Adds attractive vertical accents to soften the finishes palette.

Concentration Spaces

Creating a Statement

In a changing workplace Studio50 delivers the focus and flexibility needed for a great environment. Today's workload can be immersive and focus-driven or requiring social interaction. Plan your layout to inspire collective and individual performance.

With a combination of focus desking, breakout, retreat and meeting zones Studio50 can create the community framework to allow talent to thrive.

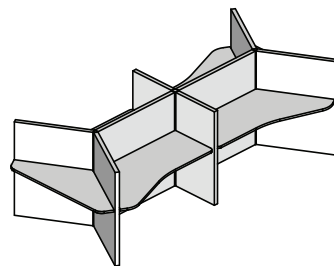
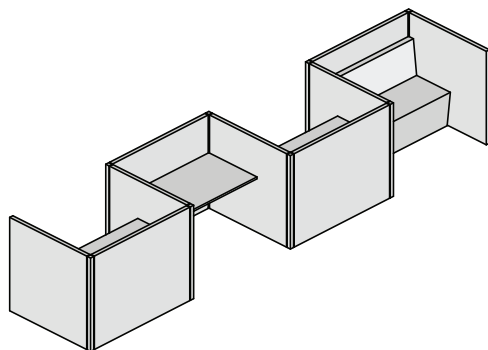
Focused Workpoints

Epanel detachable hood provides visual barrier and minimises distraction and glare.



Screen-mounted Work Surfaces

Cost-effective solution provides minimal below-desk obstruction.





Height-adjustable Shelf

Screen-hung shelves are relocatable along the full width of the screen and vertically adjustable via brackets.

Open Plan Office Spaces

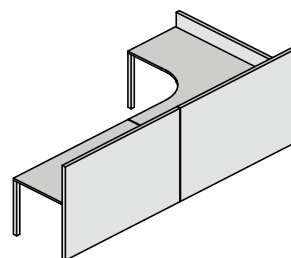
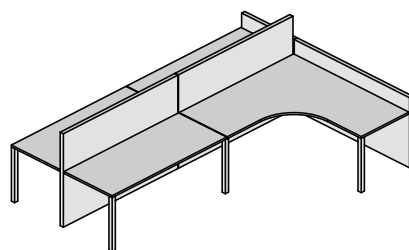
Outstanding Balance


Studio50 performs outstandingly in large or small spaces. Strategically place your team by dividing larger floor areas into smaller, specific working groups.

Studio50 desks mounted to the screens create a minimalistic yet well segregated office layout, while Desk & Return options provide even more flexibility. Studio50 features fast assembly design, for rapid deployment.



Above-desk Power and Data
Workstation services can be located at various heights and locations to optimise productivity.





Reconfigurable Space Management

Completely demountable panel system allows for changing work patterns, team formations and future expansion.

Fully Glazed Panel


Graphic elements or colours can be added.

Teamwork Spaces

Playing to Win

Create the desired office environment through a perfect blend of creating personal space & combining that with functionality and safety.

OLG make it easy to add colour through a wide range of textiles that will contribute a sense of balance to your office refit project. Talk to our team of experts about the full range of additional products that can be added to the Studio50 range.

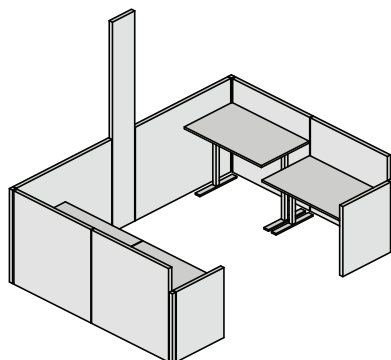


Power Blade

Allows reticulation of power and data services from ceiling to desk or floor level.

Floor-level Services Duct

This configuration suits the Agile sit/stand desk system.





Back-to-back Static Screen
Studio50 screen mounted to Agile double-sided frame.

Open Plan Office Spaces

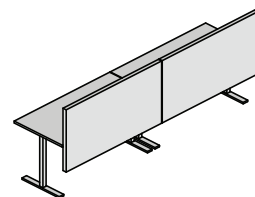
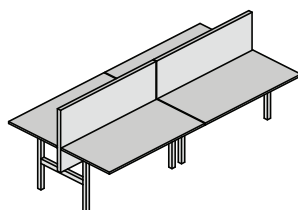
Quality and Function


Studio50 has been developed to achieve seamless integration with the Agile desking system.

The 50mm screen profile brings a balanced, quality aesthetic while retaining the functionality & customisation ability that is required to make your space work for you. The screens can be specified in a variety of finishes & acoustic variations to make sure your workplace performs.



Single-sided Static Screen
Agile desk-mounted Studio50 screen
with fully resolved adjustable bracket
system.





Top Rail Hung Shelf
Hook-on shelf system can be relocated along top rail of screen as required.


Concealed Bracket System
Studio50 is available with concealed mounting brackets for all OLG desk frame systems, giving a large range of options.

Studio Spaces

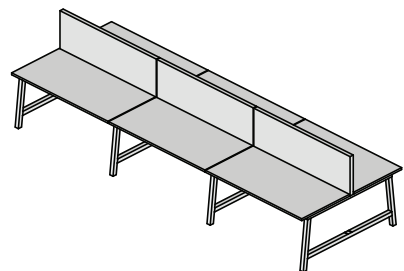
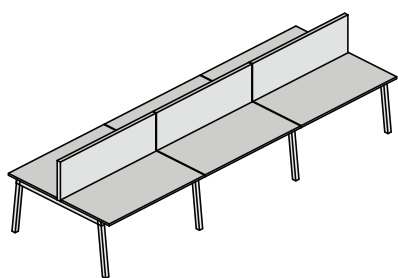
Designed for Creativity

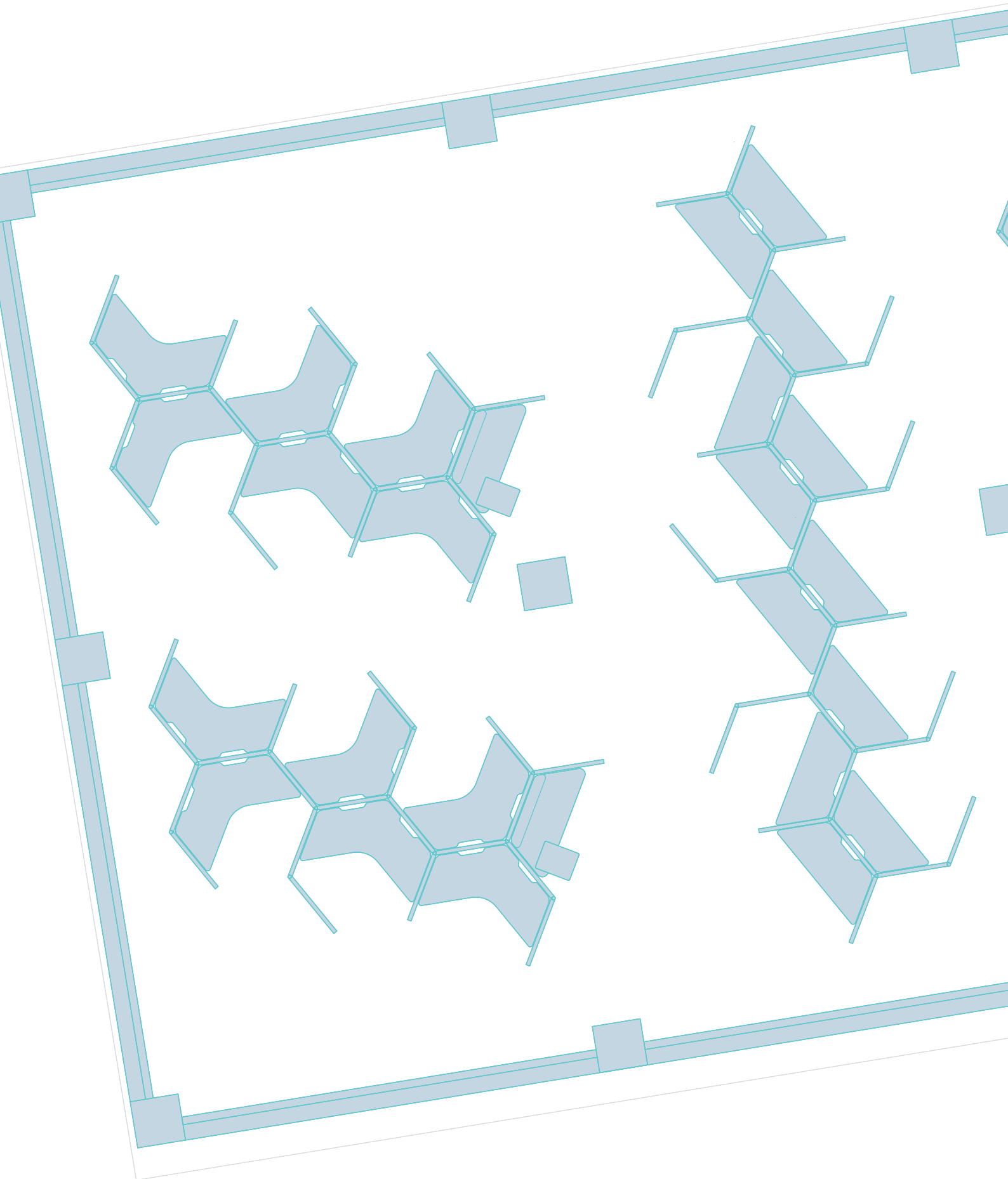
Combine the Studio50 dividing system with Trestle or Plantation desks to complement the finishes of any workspace fitout.


Every component has been meticulously designed to suit the Australian workplace - making them highly effective and easy to use. With an aluminium frame and extruded polymer-resin foam core Studio50 is 100% recyclable and re-usable.



Environmentally Friendly Design
The Studio50 system is fully re-usable with a long life cycle, guaranteed continuity of supply, and is recyclable at end of use.







Studio50 - Developed and Manufactured in Australia for today's Australian Workspace.



Adjustable Levelling Feet

Each Studio50 panel has adjustable height levelling feet to ensure ease of installation.

Tidy Angled Posts and Finishes

Studio50 provides posts and finishing caps to suit a wide variety of screen connection options.

Study Zones

Interconnected Advantage

Creating a workspace people enjoy coming to every day is easily achieved with honeycomb layouts. Smartly shaped worktops of generous proportions are interchangeable with hot desk spaces & soft seating elements.

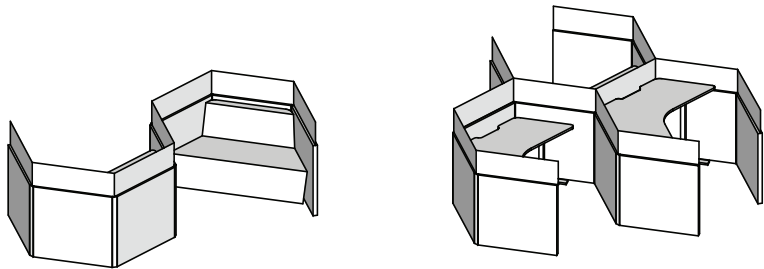
Power & Data is incorporated into the honeycomb spines, acoustic requirements are accommodated using a mix of sound absorbing PET panels & wave reflecting XPS. The visual elements that can be achieved with smart colour co-ordination are a designers dream, making this an ideal system for achieving the right balance between privacy, separation & floor plate density.

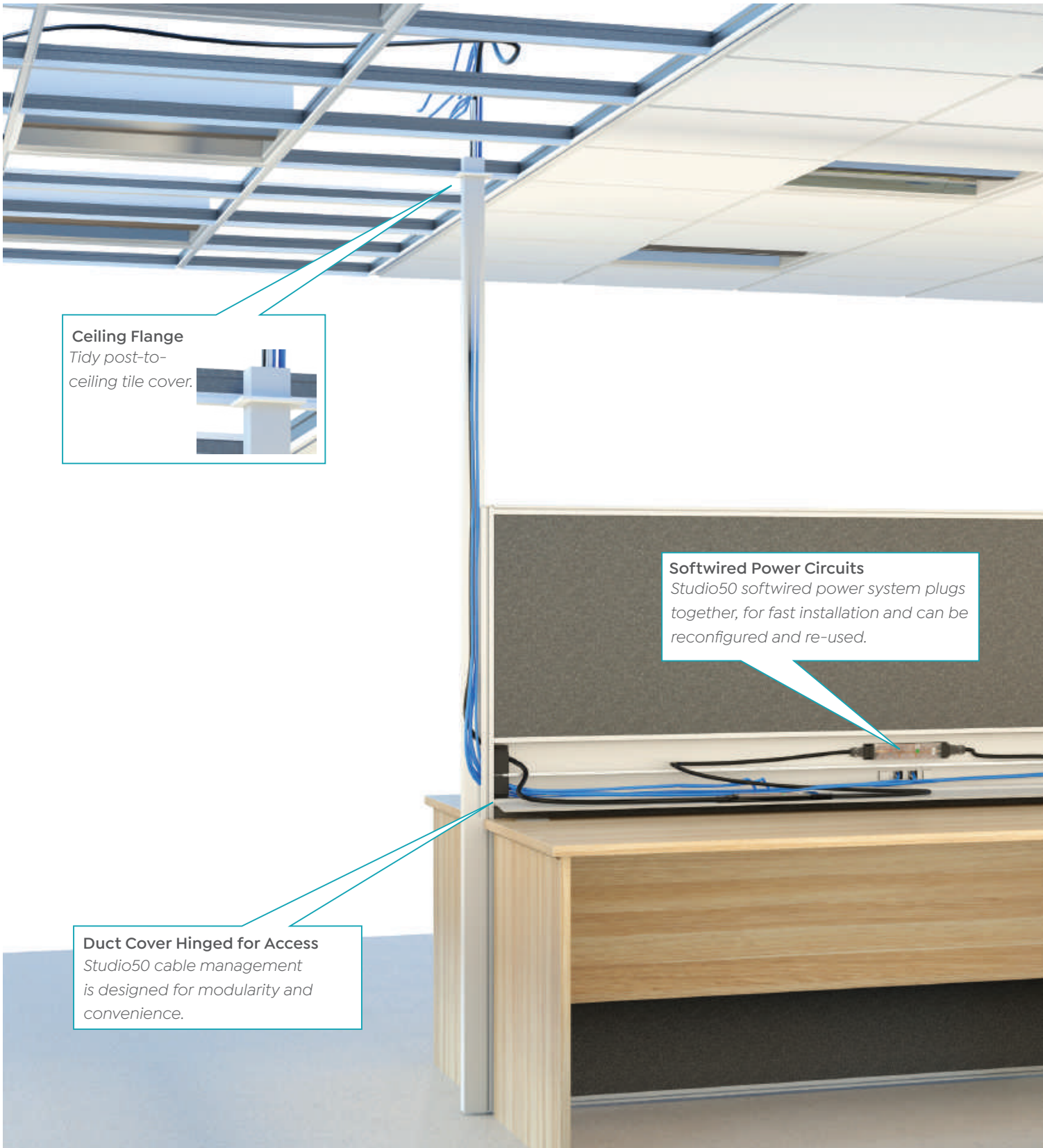
Extension Screens

Clamp-on extensions to the top of Studio50 screens break up the vertical panel into a range of epanel and acrylic finishes.



Integrated Seating and Sit/stand Desks
Create flexible multi-use spaces combining lounge, task and collaboration elements in one system.





Ceiling Flange

Tidy post-to-ceiling tile cover.



Softwired Power Circuits

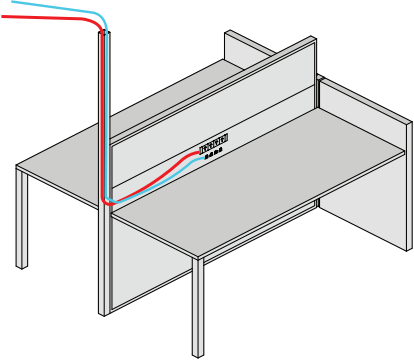
Studio50 softwired power system plugs together, for fast installation and can be reconfigured and re-used.

Duct Cover Hinged for Access

Studio50 cable management is designed for modularity and convenience.

Cable Management

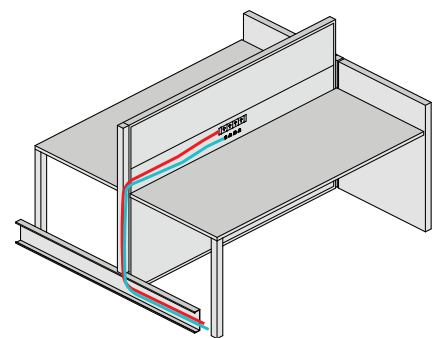
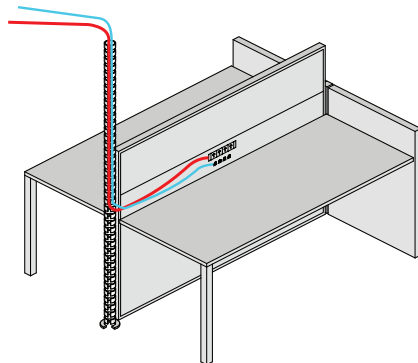
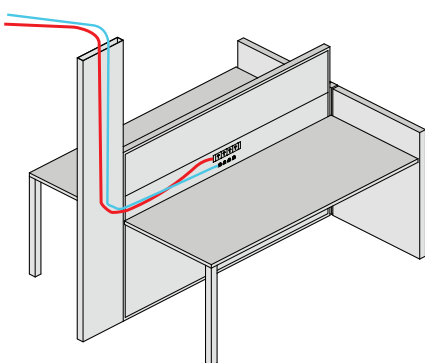
Power & Data Solutions





Duct Capacity

The cable management duct accommodates multiple power and data circuits.



Specifications



Light weight, industrial strength panels



Studio50 is an innovative combination of a 50mm aluminium frame and extruded polymer-resin foam core. Example: A finished 1800 x 1200mm panel is less than 9kgs!

Studio50 is not only extremely rigid but is also conveniently light-weight! A dream to install and reconfigure. 1 person lift!



Precision engineered auto-lock system



The Studio50 frame is designed for the Australian office, featuring an ingenious system to enable partitions to slide together and automatically lock into position.

Studio50 shaves valuable minutes off each screen installation. Example: Install 10 floor standing partitions within approx 12 minutes - with minimal need for tools!



Pinnable surfaces



Studio50's extruded polymer-resin foam core is an ideal pinnable surface.

Keeps work areas organised as well as personalised.



100% Recyclable frame and core



Both the Studio50 Aluminium frame and extruded polymer-resin foam core are 100% reusable and recyclable.

Not only is Studio50 built to last, it can be reused or recycled - reducing the environmental impact in the future.



Glazing options



The versatile Studio50 frame offers plenty of options to use glass in your office partition. From partial to full glazing - the choice is yours!

A customised screen system makes your office tidier and more efficient.



Quality components




Every component has been meticulously designed in New Zealand specifically for Studio50 office partitions.

Highly effective and easy to use - these cast aluminium Studio50 parts are built to last!



Easily connect multiple frame heights




Because the Studio50 frame links and locks along the entire edge of the screen, you can connect any height together - without the need for any unsightly connectors!

Work areas can be specifically designed to suit the function of the room - makes an office run more efficiently.



Your choice of fabric



The pinnable faces of a Studio50 screen can be finished in the fabric of your choice.

Studio50 makes it easy to add colour to your office space and co-ordinate with the overall interior design.





















Mobile Notice-Board Feet




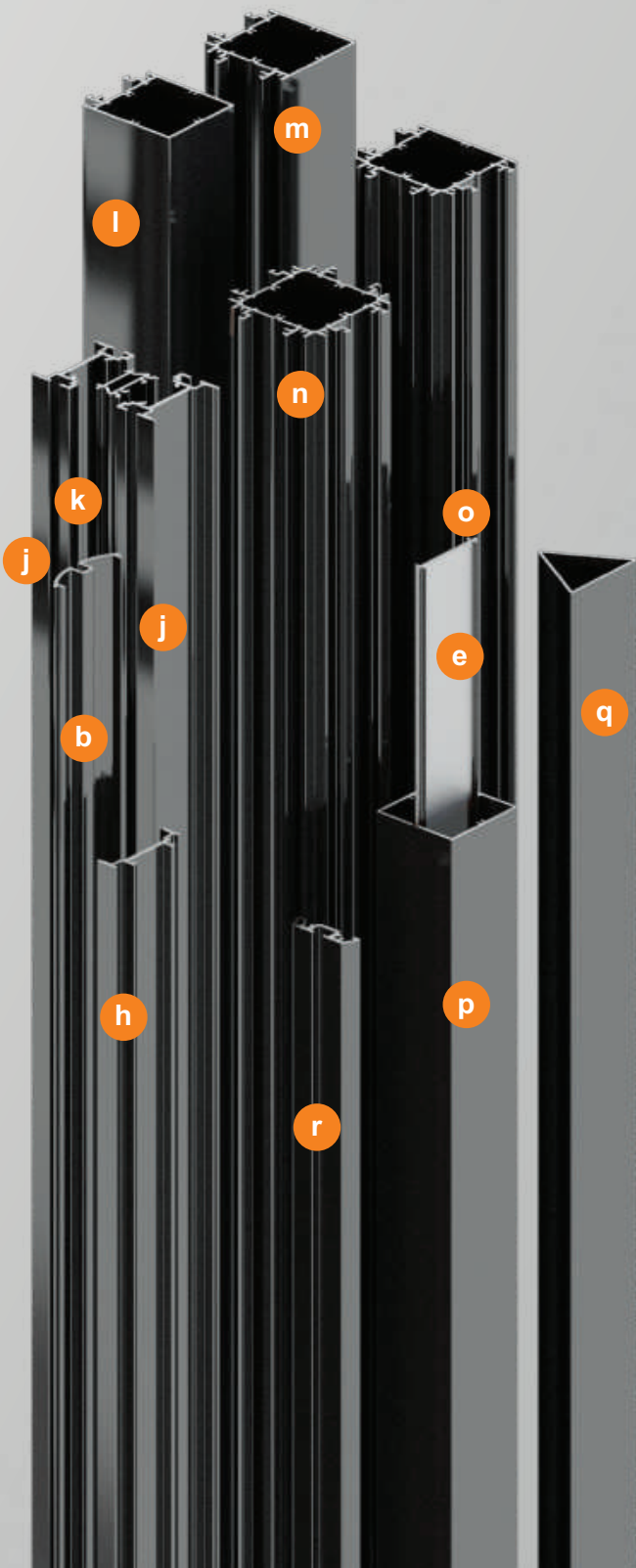
The pinnable faces of a Studio50 screen can be finished in the fabric of your choice.

Studio50 makes it easy to add colour to your office space and co-ordinate with the overall interior design.

 <p>Sturdy work-surface brackets</p>		<p>The Studio50 desk bracket locks securely to the frame using a captive plate system.</p>	<p><i>Worksurfaces can be placed at a height that best suits the user in a tidy manner.</i></p>
 <p>Multiple colour options</p> <p>COLOUR OPTIONS</p>		<p>By adding a transom to your Studio50 screen you are able to have more than one colour on your screen.</p>	<p><i>Studio50 makes it easy to add colour to your office space and blend well with the overall interior design.</i></p>
 <p>Powdercoated Frames</p>		<p>Standard frame colours are Black or White powdercoat – more colours available upon request. *MOQ may apply</p>	<p><i>Suits any office.</i></p>
 <p>Tidy, easy-access cable tray</p> <p>CABLE INSTALL</p>		<p>The hinged Studio50 cable tray opens quickly and easily. Gently lever the door open – once your cables are in position simply click the door back into place.</p>	<p><i>Easy access to power and data means less installation time which saves you money!</i></p>
 <p>Adjustable foot</p>		<p>Studio50 stands on an adjustable levelling glide with 35mm travel.</p>	<p><i>Allows plenty of room to level screens on an uneven floor.</i></p>
 <p>Relocatable hanging shelf options</p>		<p>Studio50's aluminium shelf-track allows for multiple attachments to be applied to the screen. For example; add two Studio50 shelf-tracks to create the platform for mounting a standard monitor arm – at any height, anywhere along the screen.</p>	<p><i>Easily add items that make a workspace more functional for a user: Pen holders, monitor arms.</i></p>
 <p>Stability feet</p>		<p>The unobtrusive Studio50 foot is simple to install and keeps the partitions rock solid.</p>	<p><i>Easily create definition in an open plan environment with a Studio50 free-standing partition.</i></p>
 <p>Integrated shelf brackets</p> <p>ADJUSTABLE ATTACHMENTS</p>		<p>Secure the shelf at any height with the custom made shelf bracket. Once installed the shelf can be easily moved to a new position.</p>	<p><i>Organising your work space has just got easier and more flexible. Place your shelf anywhere at any width with the Studio50 aluminium shelf-track.</i></p>
 <p>Whiteboard Option</p>		<p>Incorporate whiteboard elements into the Studio50 panel for a writable surface .</p>	<p><i>Studio50 makes it easy to add colour to your office space and co-ordinate with the overall interior design.</i></p>

Extrusion Details





a



Top/Bottom
STU50XTAB

b



Glazing
STU50XGLZS

c



CM Frame Profile
STU50XDCT

d



CM Side Cover
STU50XDSC

e



Division Post/CBM
STU50XDV

f



Transom
STU50XTRM

g



Panel Finish
STU50XWS

h



Standard Side
STU50XSID

i



Flush System Panel Finish
STU50XCBF

j

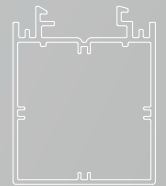


Flush System Side
STU50XCBS

k

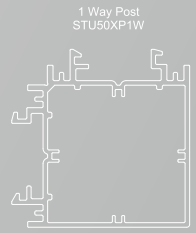


Flush System Panel Joiner
STU50PLNK




1 Way Post
STU50XP1W

l



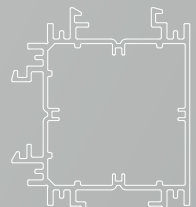
2 Way Post
STU50XP2W

m



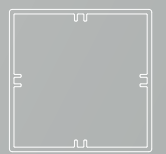
4 Way Post
STU50XF4W

n



3 Way Post
STU50XP3W

o



90° Plain Post
STU50X90P

p



120° Post
STU50X120P

q



Adjustable Shelf
STU50XAS

r

Fabric

Motion Felt

AS Ash Grey	ST Stone Grey	CL Charcoal Grey	DB Deep Blue	IC Ice Blue
EM Emerald Green	BB Bumblebee Yellow	AV Avocado Green	SO Sunset Orange	CR Chilli Red

Splice

GR Grey	CH Charcoal	BK Black	BL Blue	YL Yellow	GN Green
OR Orange	RD Red	LO Lagoon	FS Fossil	SL Salmon	SC Sandcastle

Breathe

N Navy (CM509)	ST Steel Blue (CM513)	RB Royal Blue (CM508)	SB Sky Blue (CM507)	BB Baby Blue (CM506)	FG Fern Green (CM512)
LG Lime Green (CM503)	P Plum (CM514)	R Ruby Red (CM515)	TR Tomato Red (CM501)	BRO Bright Orange (CM502)	BUO Burnt Orange (CM511)
B Black (CM516)	SG Slate Grey (CM510)	AG Alloy Grey (CM505)	C Camel (CM504)		



Sydney 02 8188 2732
Melbourne 03 9111 0315
Brisbane 07 3733 1923
Adelaide 08 7111 0810
Perth 08 9468 2707

info@olgoffice.com

myolg.online

